

Special remarks

Panel sizes Maximum useable finished panel sizes, after all four panel edges have been trimmed off.	Avera, Incora, Texial: Only available in 8 mm thickness.	
Maximum useable finished panel sizes, after all four panel edges have been trimmed off.		
Maximum useable finished panel sizes, after all four panel edges have been trimmed off.	930 mm width panels Panels with 930 mm width are only available in selected Carat colors and require a minimum order quantity of 500 panels.	Because 930 mm and 1250 mm panels are produced from different production batches it is not suggested to intermix the panels on the same façade as slight color discrepancies may exist.
Panel sizes Maximum useable finished panel sizes, after all four panel edges have been trimmed off.	Avera, Incora, Texial: Only available in 8 mm thickness.	
Maximum useable finished panel sizes, after all four panel edges have been trimmed off.		
Maximum useable finished panel sizes, after all four panel edges have been trimmed off.	930 mm width panels Panels with 930 mm width are only available in selected Carat colors and require a minimum order quantity of 500 panels.	Because 930 mm and 1250 mm panels are produced from different production batches it is not suggested to intermix the panels on the same façade as slight color discrepancies may exist.
Maximum useable finished panel sizes, after all four panel edges have been trimmed off.		

General information

The various color families allow the unique character of the Swisspearl panels to be expressed in an almost endless diversity. The carefully chosen full-body color and color finishes, each in their own way, emphasize the unmistakable aesthetics of the material, combined material and color to form a single whole.

- CARAT** Carat panels are integrally colored with a transparent lightly pigmented acrylic top finish shade in shade.
- CARAT HR** Carat-HR is a special surface treatment which offers an increased scratch resistance and a higher UV resistance. Furthermore, most graffiti can be removed using acetone. Generally the aspect resembles the Carat finish, whereas HR panels have a slight sheen to the surface. Carat and HR panels can be used on the same elevation, possibly with a separation in between.
- CARAT F** Providing a slightly unsmooth surface, the thicker coating with opaque pigmentation of this acrylic finish allows vibrant colors. It also provides an increased protection against weathering and UV radiation. Available on request in all standard Carat colors and as custom shades.
- CARAT R** Integrally colored with a special opaque pigmentation finish for the roof. It also provides an increased protection against weathering and UV radiation as well as a slightly textured surface.
- AVERA** Avera are integrally colored fiber cement panels with a vibrant texture never seen before.
- INCORA** The innovative Incora façade panel stands out through a vivid spreading pattern, generated through granulated marble. Differences in the textural appearance and color tone between the individual panels are a natural aspect of the Incora product characteristics and also highlight the vibrancy of the material expressiveness of the façade.
- REFLEX** These panels are directional, integrally colored and have an iridescent surface coating which is purely acrylic. Changing lighting and angles of vision produce amazing nuances in color shades.
- TEXIAL** The fine surface structure gives the appearance of a fabric and is always one of a kind because it is embossed by hand.
- NOBILIS** The semi-translucent surface coating on a pure acrylic basis provides the classic fiber cement appeal with much visual depth to it.
- NOBILIS HR** Nobilis HR is a special surface treatment which offers an increased scratch resistance and a higher UV resistance. Refer to Carat HR above to read more details.

Detailed specifications please refer to our DIM (Design and Installation Manual) or contact one of our dedicated Technical Advisors.

The printed colors may differ from the original shade of the color. To see the exact color, and when matching up colors on adjacent parts of a building, one must use the original panel samples.

The natural ingredients used in the fiber cement panels will to some extent determine the unique character of the material. The intensity and color tone may vary slightly depending on the production batch.

More details can be found on our website.

Swisspearl
CH-8867 Niederurnen
T: +41 55 617 11 60
info@swisspearl.com

www.swisspearl.com

Member of the
Swisspearl Group

SWISS
pearl®





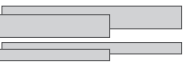




Swisspearl delivery program

Program and colors

SWISS
pearl®



Standard colors & sizes

		CARAT all colors available with HR-Coating or F-Coating																				AVERA										REFLEX										TEXIAL					NOBILIS all colors available with HR-Coating										
		Sahara 7000, Sahara 7001, Sahara 7002, Crystal 7010, Black Opal 7020, Black Opal 7021, Black Opal 7024, Black Opal 7025, Coral 7030, Coral 7031, Coral 7032, Coral 7033, Azurite 7040, Azurite 7041, Jade 7050, Jade 7052, Sapphire 7060, Sapphire 7061, Topaz 7070, Topaz 7071, Topaz 7073, Amber 7080, Amber 7082, Onyx 7090, Onyx 7091, Onyx 7099, Agate 7219																				AV 000, AV 010, AV 020, AV 030, AV 040, AV 050, AV 060, AV 070, AV 100, Incorain 090, Incorain 100										Silver 9000, Platinum 9020, Black Velvet 9221, Dark Silver 9222, Crimson 9231, Cobalt Blue 9241, Autumn Leaves 9270, Mystic Brown 9271, Gold 9272, Champagne 9290, Satin White 9291										TE 113, TE 212, TE 215, TE 216, TE 811					Black N 012, White N 112, Grey N 211, Grey N 212, Grey N 213, Grey N 214, Grey N 215, Red N 312, Blue N 411, Green N 511, Green N 513, Green N 515, Yellow N 612, Beige N 811, Beige N 813, Brown N 915										
Swisspearl Largo	 <p>Max. useable, finished panel sizes</p> <p>3050 × 1250 mm 8 mm 2510 × 1250 mm 8 mm 3050 × 1250 mm 12 mm 2510 × 1250 mm 12 mm</p>																																																								
	 <p>2010 × 1250 mm 8 mm</p>																																																								
	 <p>3050 × 930 mm 8 mm 2510 × 930 mm 8 mm</p>																																																								
Swisspearl Modula	 <p>Panel sizes</p> <p>2500 × 300 mm 8 mm 1500 × 300 mm 8 mm</p>																																																								
Swisspearl Linearis	 <p>Panel sizes</p> <p>2500 × 147 mm 8 mm 2500 × 300 mm 8 mm 1500 × 147 mm 8 mm 1500 × 300 mm 8 mm</p>																																																								
Swisspearl interior	 <p>Max. useable, finished panel sizes</p> <p>3050 × 1250 mm 8 mm 2510 × 1250 mm 8 mm 3050 × 1250 mm 12 mm 2510 × 1250 mm 12 mm</p>																																																								
	 <p>3050 × 930 mm 8 mm 2510 × 930 mm 8 mm</p>																																																								
	 <p>2010 × 1250 mm 8 mm</p>																																																								
Swisspearl the 5th façade	 <p>Panel sizes</p> <p>3050 × 1250 mm 8 mm 2510 × 1250 mm 8 mm</p>	Black Opal 7020 R																																																							
		Coral 7031 R, Coral 7032 R, Azurite 7040 R, Azurite 7041 R, Jade 7050 R, Sapphire 7060 R, Sapphire 7061 R, Topaz 7070 R, Topaz 7071 R																																																							